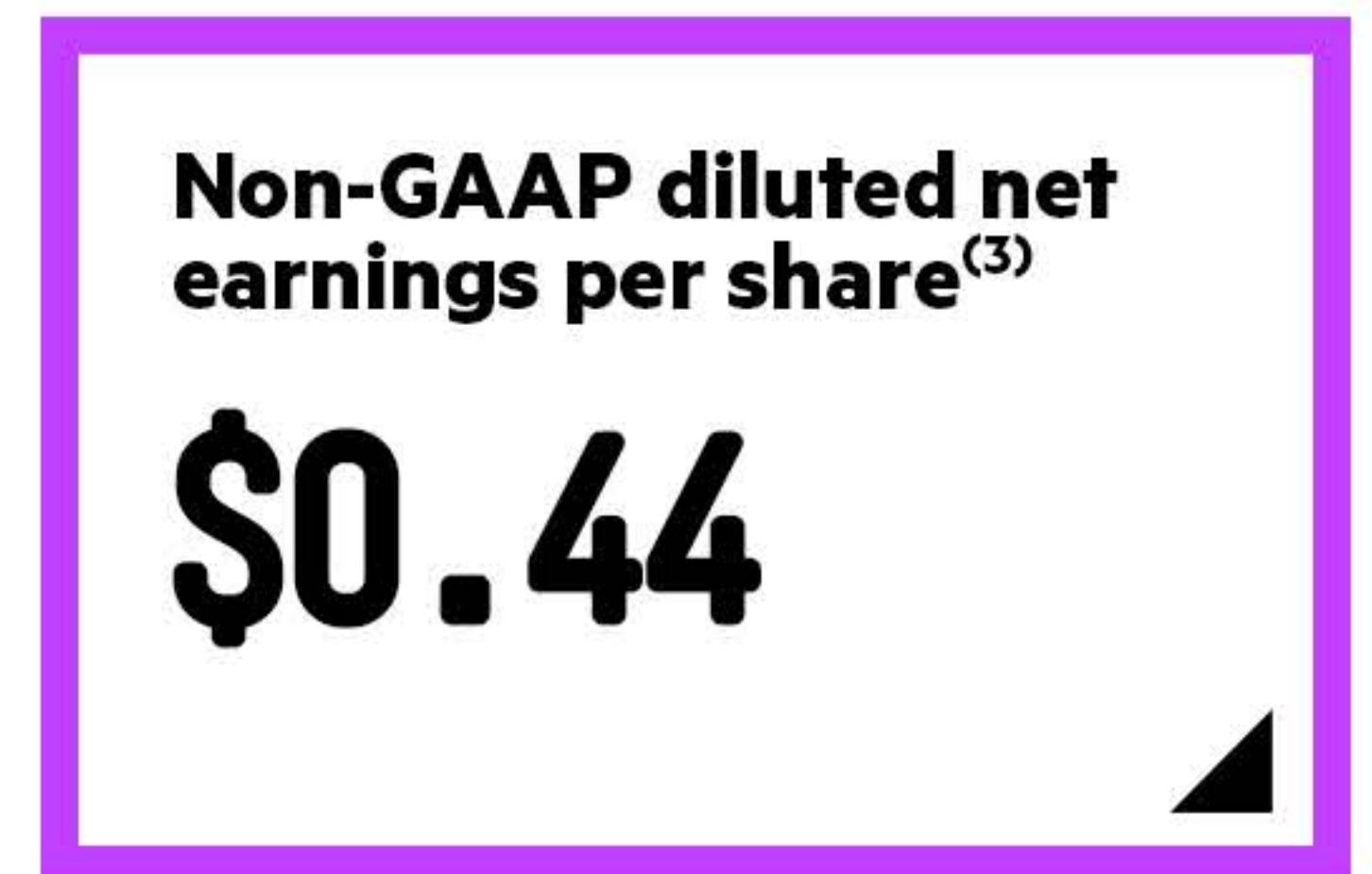
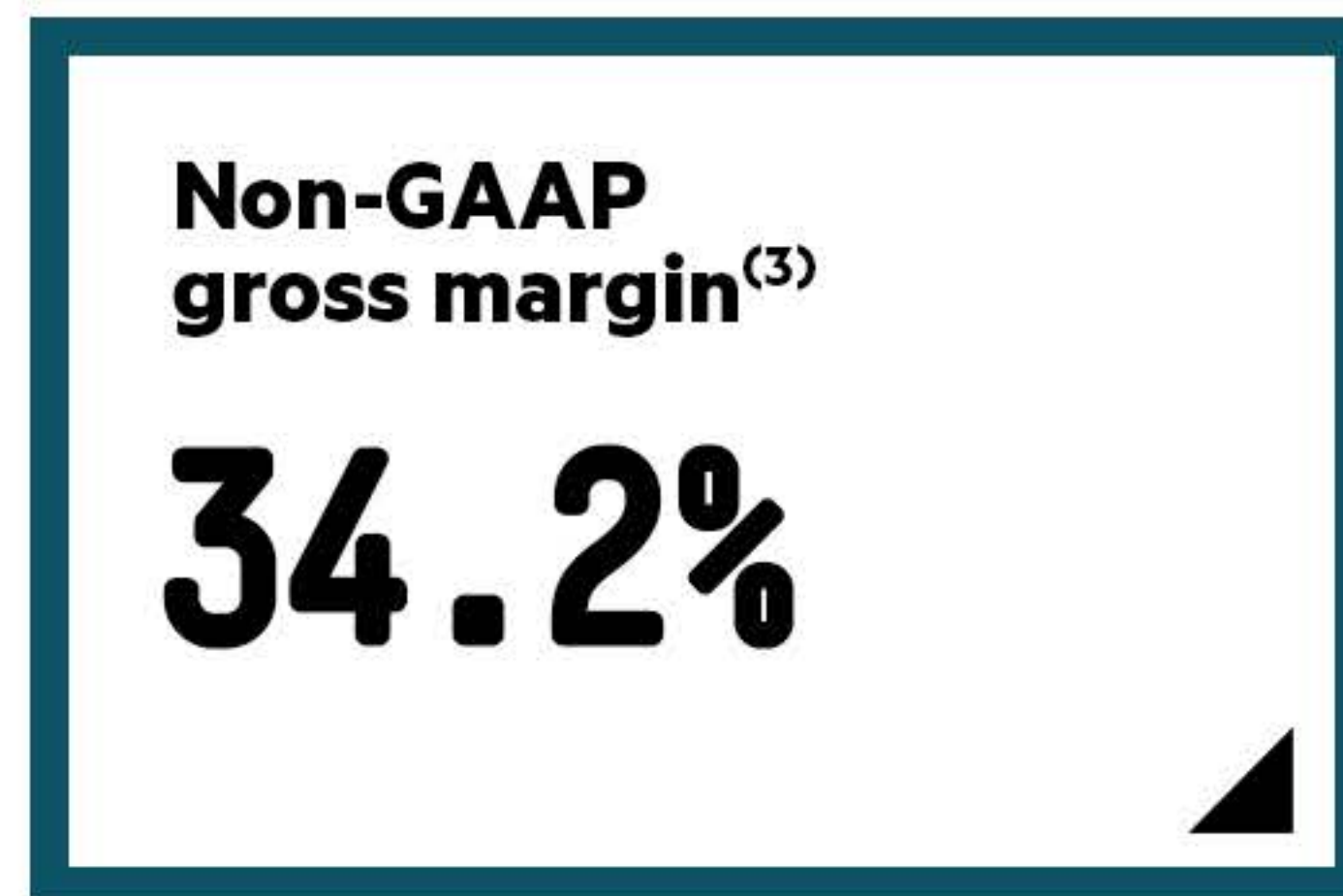




Persistent demand leads to more orders, steady revenue & sustained margins



“Persistent demand led to another quarter of significant orders growth and higher revenue for HPE, underscoring the accelerating interest customers have in our unique edge-to-cloud portfolio and our HPE GreenLake platform,” said **Antonio Neri**, president, and CEO of Hewlett Packard Enterprise. “I am optimistic that demand will continue to be strong, given our customers’ needs to accelerate their business resilience and competitiveness. We remain focused on innovating for our customers and on executing with discipline so that we translate that demand into profitable growth for HPE.”



Key Points

Fourth consecutive quarter that HPE has logged year-over-year orders growth of **20%** or more due to strong customer demand

Persistent demand underscores customers’ prioritization of IT spending and the differentiation of HPE’s portfolio


Steady revenue and sustained profitability even during tight supply conditions driven by disciplined execution and prudent pricing actions

Orders Growth by Segment (Y/Y)

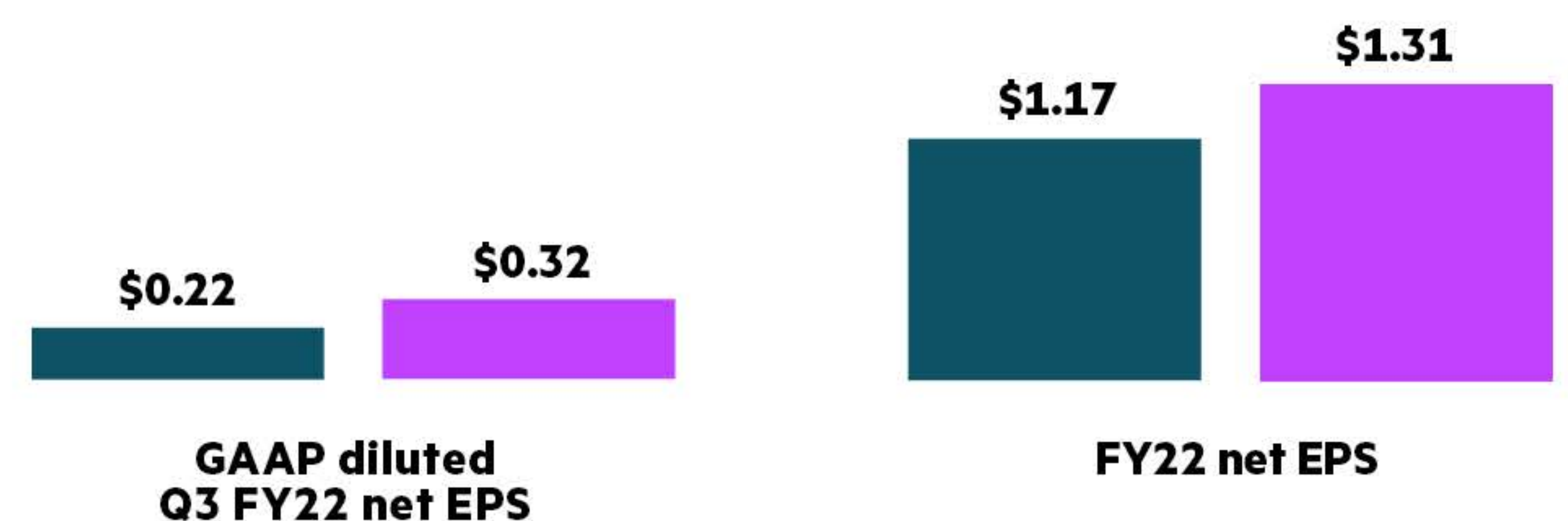
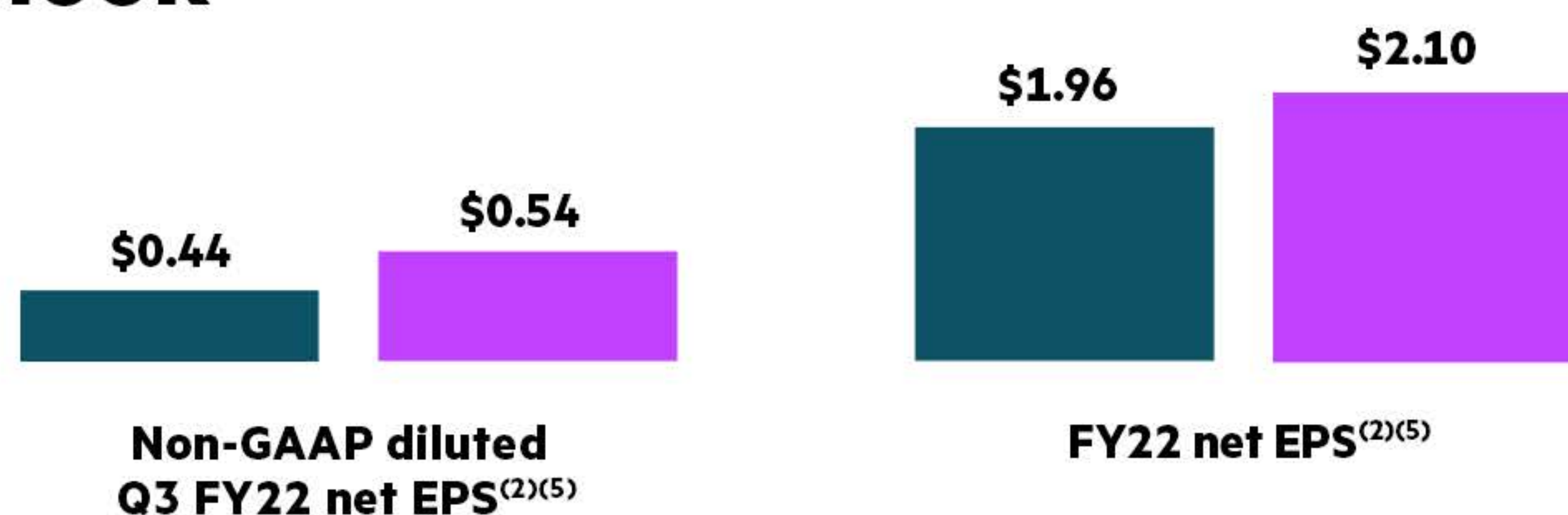
- 107%** as-a-service⁽⁴⁾
- >20%** Compute
- <5%** Storage
- 45%** Intelligent Edge
- >15%** HPC & AI
- <5%** HPE Pointnext operational services

HPE GreenLake Highlights

- Total as-a-service orders⁽⁴⁾ more than doubled y/y for the **3rd** straight quarter
- aaS ARR⁽⁴⁾ rose **25%** y/y⁽¹⁾ despite supply constraints limiting installations



Outlook



1- Adjusted to eliminate the effects of currency.

2- A description of HPE’s use of non-GAAP financial information is provided in the earnings presentation at <https://investors.hpe.com>

3- Reconciliation of specific adjustments to GAAP results for the current and prior periods and description of HPE’s use of non-GAAP financial information are included in the earnings presentation at <https://investors.hpe.com>.

4- For definition of As-a-Service orders, ARR and Total Contract Value (TCV), please refer to the earnings presentation at <https://investors.hpe.com>.

5- For reconciliation of non-GAAP to GAAP diluted net EPS, please see the earnings presentation at <https://investors.hpe.com>.